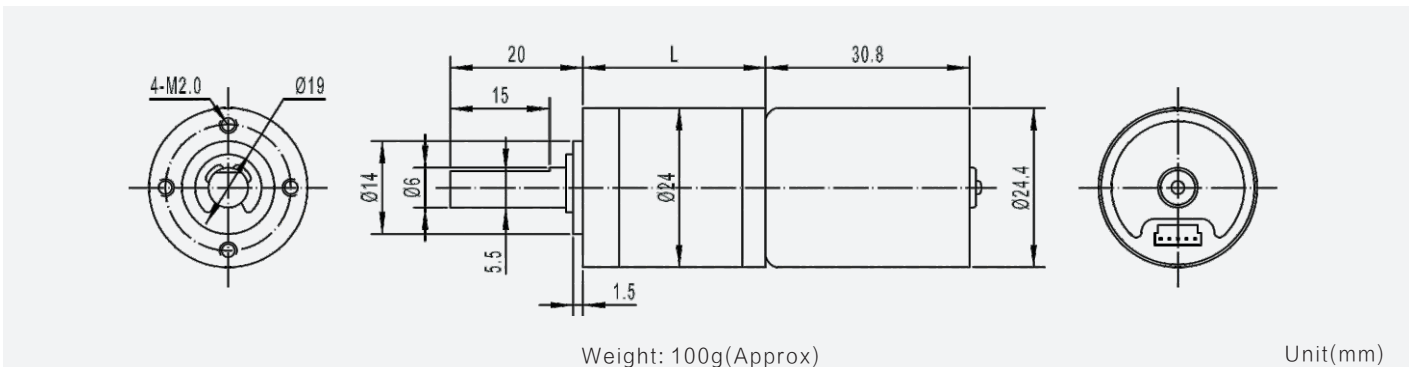


GMP24-TEC2430

24mm planetary gearbox plus 24mm brushless motor



模数 Module	0.4			
额定负载 Rated torque (kg.cm)	5.0 kg.cm max			
瞬间允许力矩 Max momentary tolerance torque (kg.cm)	10.0 kg.cm max			
减速比 Reduction ratio	1/4	1/14 1/19 1/27	1/51, 1/71 1/100, 1/139	1/189, 1/264 1/369, 1/516 1/720
齿轮箱减速级数 Number of gear stages	1	2	3	4
减速箱长度 L (mm)	23	28	33	38

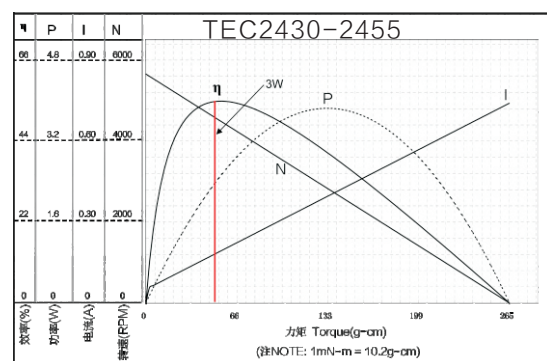
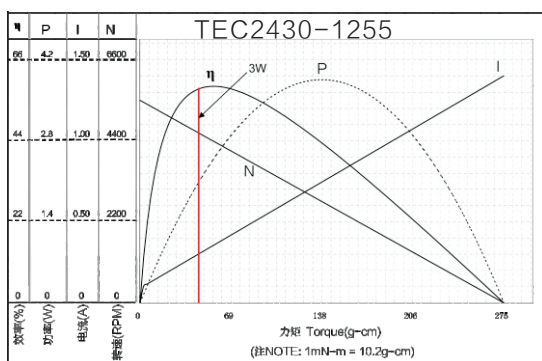


减速电机技术参数 Gear Motor Technical Data

	19	27	51	71	100	139	189	264	369	516
12.0V										
减速比 Reduction ratio	19	27	51	71	100	139	189	264	369	516
空载转速 No-load speed (rpm)	280	195	105	75	55	40	29	21	15	11
负载转速 Rated speed (rpm)	250	180	95	68	48	35	25	18	13	9
负载力矩 Rated torque (kg.cm)	0.6	1.0	1.4	2.0	2.8	4.0	5.0	5.0	5.0	5.0
24.0V										
空载转速 No-load speed (rpm)	280	195	105	75	55	40	29	21	15	11
负载转速 Rated speed (rpm)	250	180	95	68	48	35	25	18	13	9
负载力矩 Rated torque (kg.cm)	0.6	1.0	1.4	2.0	2.8	4.0	5.0	5.0	5.0	5.0

单电机技术参数 Motor Technical Data

电机型号 Motor model	额定电压 Rated voltage	无负荷 No-load		额定 Rated			堵转 Stall		
		转速 Speed	电流 Current	转速 Speed	力矩 Torque	电流 Current	功率 Power	力矩 Torque	电流 Current
	VDC	r/min	mA	r/min	g.cm	mA	W	g.cm	A
TEC2430-1255	12.0	5500	90	4500	50	330	2.3	270	1.4
TEC2430-2455	24.0	5500	50	4500	50	180	2.3	270	0.75



备注：红线左侧为电机可以连续工作区域NOTE: the left side of red line area can continuous work